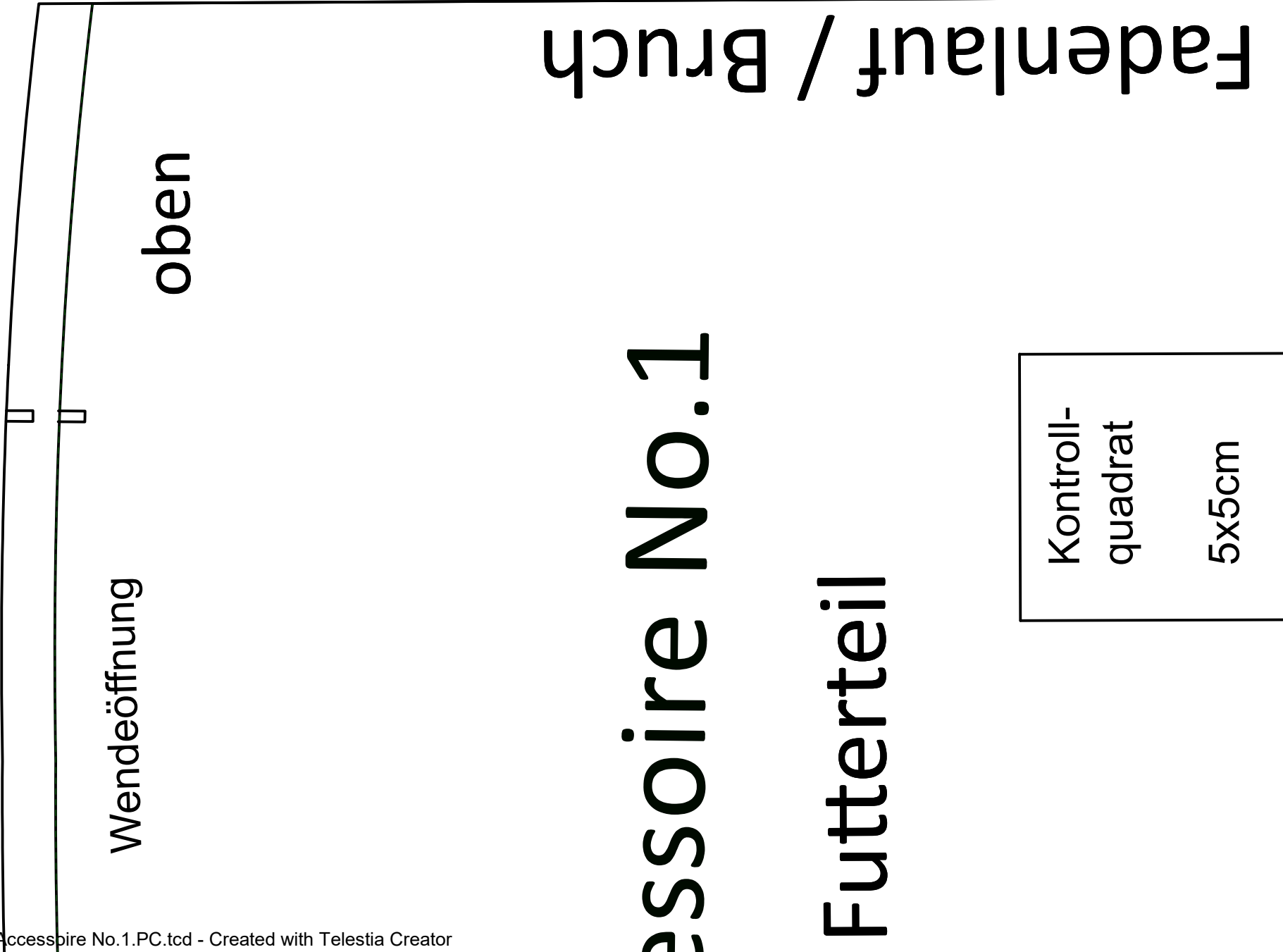
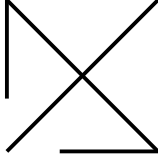


A/1



Wendeöffnung

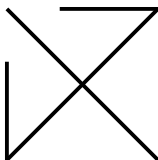
oben

Fadenlauf / Bruch

essoire No.1

Futterteil

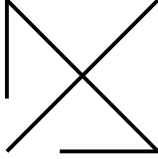
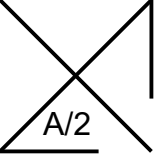
Kontroll- quadrat 5x5cm
-------------------------------



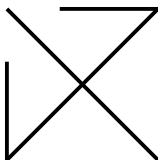
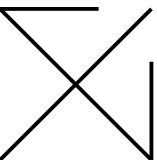
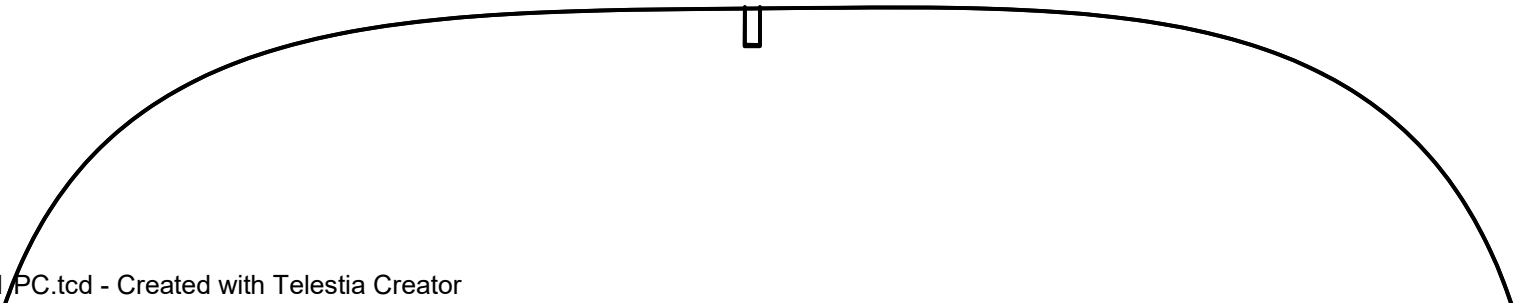

**Accessoire No**  
**Oberes Taschenteil - A**  
2 x in gegengleicher Stofflage

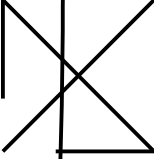
**Accessoire No**  
**Unteres Taschenteil -**  
2 x in gegengleicher Stofflage

**untun**



# Access Fu

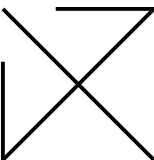




**No.1**

**il - Außenstoff**

**@shams\_couture**



**No.1**

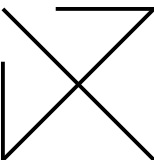
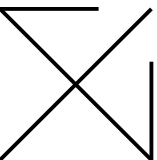
**eil - Außenstoff**

**@shams\_couture**

**@shams\_couture**  
**www.shams-couture.de**

**1x im Bruch**

B/2



# Accessoire No.1

## Taschenboden

2x 1x aus Futterstoff  
1x aus Außenstoff  
inkl. Nahtzugabe!

©shams\_couture  
[www.shams-couture.de](http://www.shams-couture.de)

2 x  
in ge  
gleich  
Stoff

Seite

Accessoi

Accessoire No.1

Mittelstück

2 x  
in gegen-  
gleicher  
Stofflage

©shams\_couture

Accessoire No.1

Mittelstück

2 x in gegen-  
gleicher  
Stofflage

er  
1  
©shams\_couture

Accessoire No.1

Seitenteil

2 x  
in gegen-  
gleicher  
Stofflage

©shams\_couture

A/5

